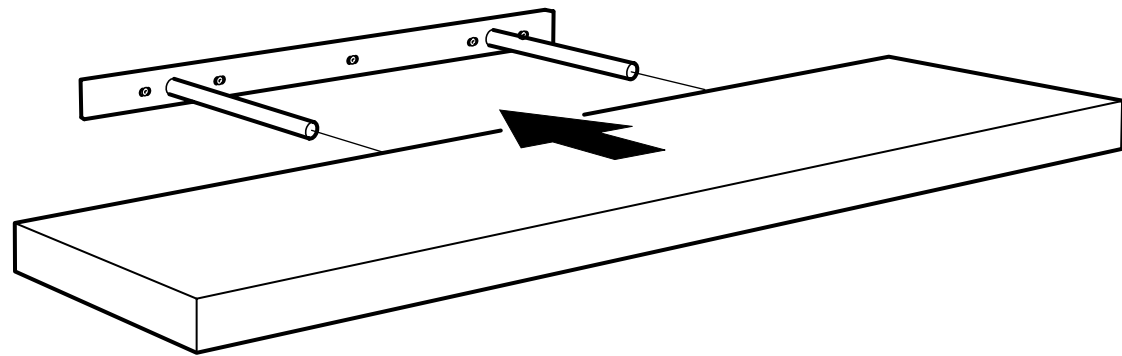


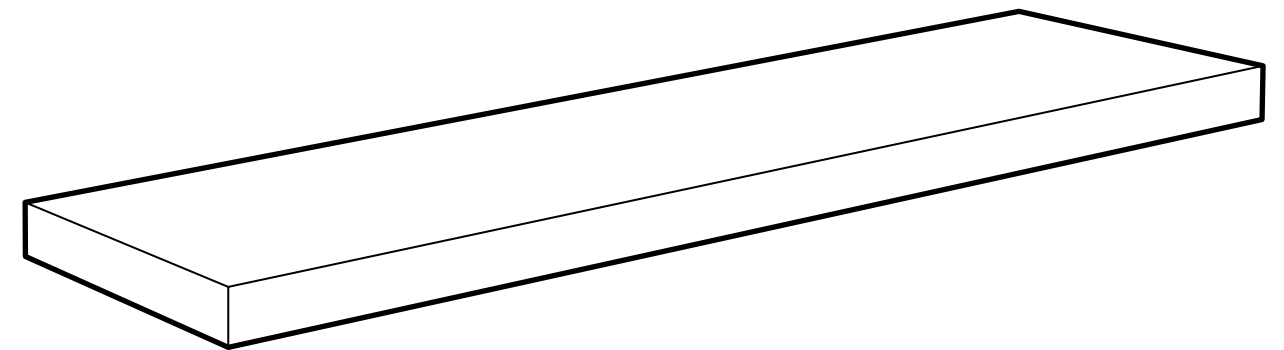
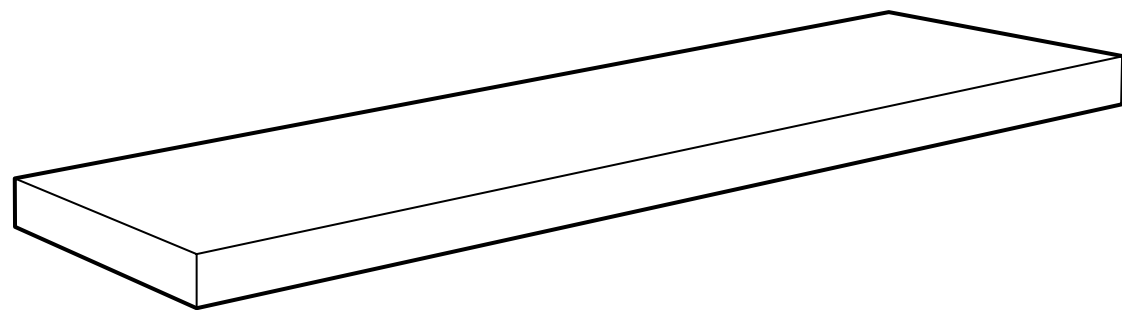
3



# SLICED

Concrete Shelf - Etagère Béton

4



GENERAL COMMENTS

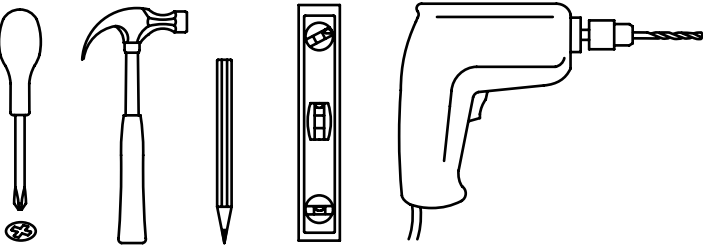
Read the instructions carefully before assembly .  
Identify the different parts of the product. Group and check the hardware fittings. Get the necessary and keep the area clear before you begin assembly  
The assembly should be carried out by a qualified person because wrong assembly may lead to that the furniture topples or falls resulting in personal injury or damage.  
Proceed to assemble. Never force the fittings .  
Re-tighten the screws after some time of usage.  
Keep these assembly instructions for future reference. They could facilitate communication with your store or dealer, in the event of any query.

DEFECTIVE FEATURES

The article that you have just acquired is hand-crafted.  
It is made from lightened fibrous concrete (less than 2 tonnes per m<sup>3</sup>) reinforced with a steel frame structure. It is composed of natural materials (cement, sand, water, steel, and fibres), and is hand-made.  
The pores, microfissures and possible variations in colour are inherent characteristics of the material used and evidence of handcraft, which give this furniture its unique appearance and charm. For these reasons, this article cannot be returned or exchanged.

MAINTENANCE AND CARE

Do not leave spills unattended.  
Immediately clean colored stains (such as red wine, oil, tea and coffee) with a wet sponge and soap.  
Never use abrasive products, strong acid detergents, bleaching agents, metal brushes, or high-pressure cleaners. Preferably use a soft clean dry cloth.  
For good protection, apply wax or stone preserve products regularly.



ENGLISH

The assembly should be carried out by a qualified person due to the fact that wrong assembly can lead to that the furniture/ object topples or falls resulting in personal injury or damage.  
NOTE! Screws or fittings included to fix the furniture/object to the wall/ceiling are not suitable to all materials. Always choose screws and fittings that are specially suited to the material in your wall/ceiling and have sufficient holding power. In case of hesitation, contact your local specialized retailer.


FRANÇAIS

Le montage doit être effectué par une personne compétente. Un montage mal effectué peut provoquer la chute de l'objet et blesser quelqu'un.  
ATTENTION ! Les vis et quincaillerie fournies pour fixer le meuble/l'objet au mur ou au plafond ne sont pas adaptées à tous les matériaux. Adaptez les vis et quincaillerie au matériau du mur / plafond et au poids de l'objet. En cas de doute, demandez conseil à un vendeur spécialisé.

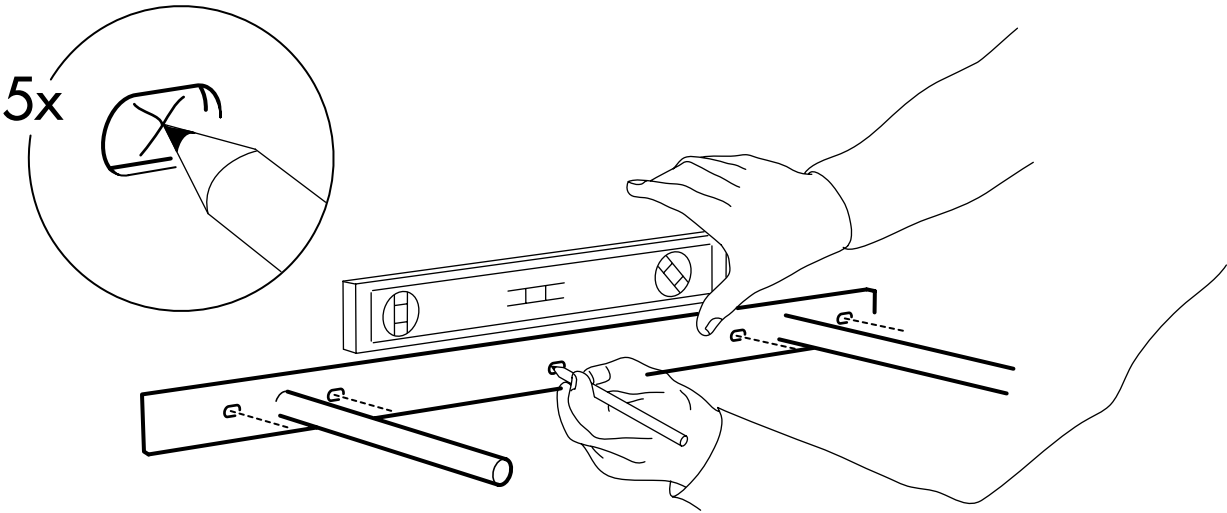


5x

1x



1



2

